

How TO Pay Your Bill Online

Trenton Municipal Utilities

**QUICK PAY

This is a quick and easy way to pay your bill online. Just go to the website listed below. You can access it at:

<https://www.municipalonlinepayments.com/trentonmo> or

www.trentonmo.com and click on Pay My Bill Online

You must have your bill number and last payment that was made on your account.



Welcome to our Online Utility Billing website!

The following services are available:

- Utility Billing - Pay and View your Bill
- Quick Pay

City Homepage, please click [Here!](#)

Reminder!

Available Services

- Utility Billing

Additional Links

- Contact Us
- Terms and Conditions
- Remove from My Services

PAYMENT INFORMATION

Once you click on Quick Pay enter your account number with dashes and then your last payment amount. If this is your first bill enter 0.00.



[Trenton Municipal Utilities](#) / [Utility Billing](#) / [Quick Pay](#)

Quick Pay

Account Number *

Please include all dashes. For example: 01-123456-01

Last Payment Amount *

Continue

Enter the amount you want to enter in the Payment area and Continue:

Trenton Municipal Utilities / Utility Billing / Payment Cart

Payment Cart

Payment Cart

Account #	Address	Current Balance	Amount
██████-00	██████ H ST	\$199.60 Due 4/18/2020	\$ 199.60
Subtotal			\$199.60

Cancel Payment [Continue](#)

Follow the directions of adding a payment amount and enter your card or checking account information and then continue. Enter email and click on Submit payment. A receipt will be emailed to you.

Trenton Municipal Utilities / Utility Billing / Payment Cart / Select a Payment Method

Select a Payment Method

You're not currently logged in. If you would like to use a previously saved payment method, Login.

Payment Total \$199.60

[Change Payment Amounts](#)

Enter new Credit card

Card number

MM

YYYY

██████ 5 2607

02

2024

Cardholder name

Jon D Doe

Address

12345 W 12th sT

Billing ZIP code

64683

Security code

███


Enter new eCheck

Cancel Payment

[Continue](#)

Trenton Municipal Utilities / Utility Billing / Payment Cart / Submit Payment

Submit Payment

<p>Payment Method Change</p> <p> 2607</p> <p>Expires 2/2024</p> <p>Name Jon Doe</p> <p>Address 12345 W 12th sT</p> <p>Zip 64683</p>	<p>Submit Payment \$199.60</p> <p>Email <input type="text" value="jdoe@gmail.com"/></p> <p><small>for receipt optional</small></p> <p>Create an account to save time on your next visit v</p> <p>Submit Payment</p>	<p>Online Services</p> <ul style="list-style-type: none">Utility Billing HomeQuick PayManage AccountsSign up for e-BillingSign up for remindersEmail Reminder Settings <p>Need Help?</p> <ul style="list-style-type: none">Submit Service RequestContact Us660-359-2281 <p>Announcement</p> <p>Office Hours are Monday through Friday from 8 a.m. to 4:30 p.m.</p>
--	---	--

Payment Summary

[Change Payment Amounts](#)

Account #	Address	Current Balance	Amount
██████-00	██████ H ST	\$0.00 Due 4/18/2020	\$199.60
Subtotal			\$199.60
Total			\$199.60

Cancel Payment

To cancel your payment and clear all selected accounts from your session, click Cancel Payment.

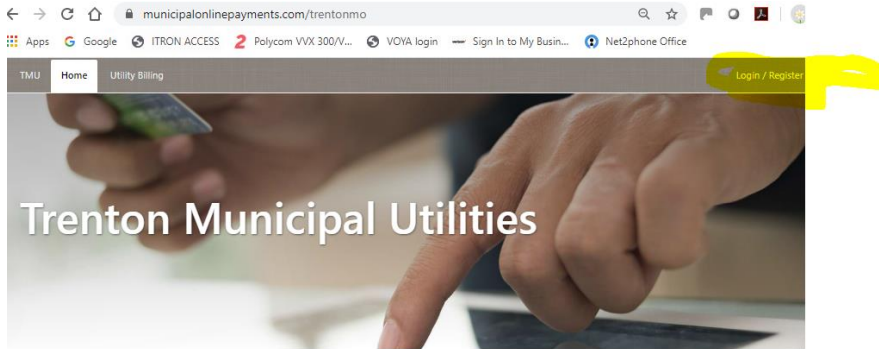
**REGISTER AND VIEW/PAY ONLINE

By registering your account you will be able to view your account activity and consumption and pay your bill online.

Just go to the website listed below. You can access it at:

<https://www.municipalonlinepayments.com/trentonmo> or

www.trentonmo.com and click on Pay My Bill Online



Welcome to our Online Utility Billing website!

The following services are available:

- Utility Billing - Pay and View your Bill
- Quick Pay

Available Services
• Utility Billing

Additional Links
• Contact Us

Click in the top right hand corner on login/register. You will use your email and make up a password that you can remember. Then click register.

A screenshot of the 'Register' form on the Trenton Municipal Utilities website. The form is titled 'Register' and includes the following fields: 'Email required' with the value 'joeddoe@gmail.com', 'Password required' with a masked password '*****', 'Name' with the value 'John D Doe', and 'Phone number' with the value '555-555-1234'. Below the fields are 'Register' and 'Cancel' buttons. At the bottom, there is a link that says 'Already have an account? Login'.

An email will be sent to you to click to activate your account then just go back to the website and add your account number with the dashes and your last payment. Once this is done you will be able to view and pay your account.

Trenton Municipal Utilities / Utility Billing / Accounts / Add Account

Add Account

Account Number *

09-125555-00

Please include all dashes. For example: 01-123456-01

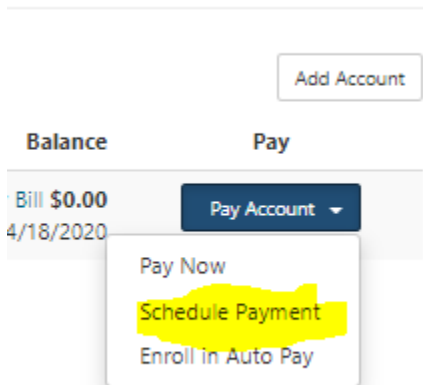
Last Payment Amount *

297.50

Add Account

Cancel

You can even schedule a payment for a later date by clicking on the button and choosing schedule a payment. Follow the prompts and enter your payment information.



The screenshot shows a user interface for account management. At the top, there is a button labeled "Add Account". Below it, there are two columns: "Balance" and "Pay". Under "Balance", it says "Bill \$0.00" and "4/18/2020". Under "Pay", there is a button labeled "Pay Account" with a dropdown arrow. The dropdown menu is open, showing three options: "Pay Now", "Schedule Payment" (which is highlighted in yellow), and "Enroll in Auto Pay".

If you choose Enroll in Auto Pay, it will automatically charge your card or account every month.

If you need help with setting up your account, please contact us a 660-359-2281.